




COMPLETE : DC rectified and AC voltages available simultaneously.

PRACTICAL : AC and DC power-on indicators.

PROTECTED : The DC rectifier output and the AC outputs are protected by auto-reset thermal circuit-breakers.

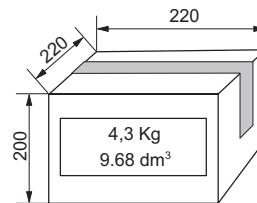
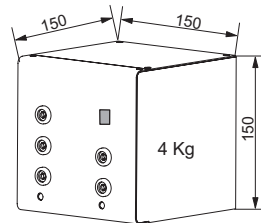


120 WATTS

6V 20A

12V 10A

DC and AC



Specifications

DC outputs

- Floating outputs on 4 mm safety sockets.
- Two switchable outputs : 6 Volts or 12 Volts.
- Voltage rectified only
- Indicator : green power-on LED indicator.

Current

- Max I : 20A at 6V output.
- : 10A at 12V output

Protection

- Short circuit protection by current limiting.
- Overcurrent protection on source by fuse on main input

AC outputs

- Floating outputs on 4 mm safety sockets.
- Two outputs with common point.
- Voltages : 6 Volts and 12 Volts + or - 5%.
- No-load voltage 10% maximum above rated voltage.
- Indicator: green power-on LED indicator.

Other specifications

- Safety : Class II, double insulation
Complies with EN 61010-1, overvoltage category II, pollution degree 2.
- EMC : Complies with EN 61326-1, performance criteria B, and EN 55011, ISM Group I, Class B.
- Input voltage : 230V \pm 10%, 50 / 60 Hz.
- Mains input : double insulation cord with 2 poles removable.

Current

- Max I : 20A at 6V output.
- or 10A at 12V output

Protection

- Short circuit and overcurrent protection by auto-reset thermal circuit-breakers.

Precautions

- Power supply max. power is of 120 Watts
- The AC and DC outputs can be used simultaneously on circuits without common reference.

Distributed by:

testoon
COM

The measurement website

99, rue Beranger
92320 Chatillon - France

Tel : +33 (0)1 71 16 17 00

Fax : +33 (0)1 71 16 17 03

www.testoon.com



- Power consumption : 200 VA max.
- Protection : against overcurrent at the input by fuse
- Protection level : IP 30
- Dielectric strength : 3000V between input to output.
- Presentation : Metal case with epoxy finish